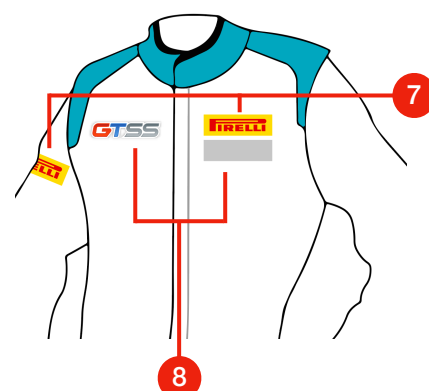




MANDATORY STICKER INSTRUCTIONS FOR GT SUMMER SERIES 2026:

- » Stickers + Patches will be handed over on WED - FRI before the Summer Series racing days
- » To print Pirelli logo directly on racing suit please contact: francesco.garosci@pirelli.com / emilia.capasso@pirelli.com
- » MANDATORY stickers: Failing stickers or invalid placing of stickers may lead to not passing scrutineering
- » Starting numbers are available on site at GEDLICH Racing office.
Maximum size: H = 135 mm (number) H = 170 mm (sticker)
- » To print all stickers prior to the season, find all stickers and instructions here (not mandatory, stickers will be provided by GEDLICH Racing on site too):
<https://summer-series.racing/downloads/2026-GTSS-Stickers.zip>



STICKER LEGEND

NR.	#	TYPE	POSITION	SIZE (WxH in MM)
1	4x	Pirelli	Front and rear bumper L+R	280 x 80
2	2x	Starting number plates	Front section driver and passenger doors	400 x 330
3	2x	GTSS mirror stickers	Wing mirrors L+R: Facing forward	W = 135
4	1x	Windshield starting numbers	Passenger side upper corner - Inside windshield	H = 200
5	1x	GTSS window banner	Windshield (may be cut in length and height to fit above tear-offs)	1385 x 185
6	1x	Starting number small	Rear bumper, next to classification sticker	H = 80
7	2x	Pirelli racing suit logo	Chest: left side, sleeve: right side	W = 100
8	1x	GTSS racing suit logo chest	Chest: left or right side (not mandatory)	W = 80